ROTTEN HATS

or rather

The end for a story that has never started

Thanos Polymeneas Liondiris
February '08




12
Ob.
Cl.
Hn.
C Tpt.
Tbn.
Tba.
Vla.
Vc.
9:8
3:2
6:4
pp
p
mp
sempre sul pont.,
detache and very slow
vibrato on the repeated notes


19
Ob.
Cl.
Hn.
C Tpt.
Tbn.
Tba.
Vla.
Vc.
10:8
6:4
3:2
3
mf
f

23

B

♩ = 80

Ob.

Cl.

Hn.

C Tpt.

Tbn.

Tba.

Vla.

Vc.

Sempre legato

Sempre legato

con sordina

con sordina

con sordina

play the fast rythm and the pitches with a ghost note character

play the fast rythm and the pitches with a ghost note character


28
Ob.
Cl.
Hn.
C Tpt.
Tbn.
Tba.
Vla.
Vc.


31
Ob.
Cl.
Hn.
C Tpt.
Tbn.
Tba.
Vla.
Vc.
3
3:2
6:4
5:4
10:8
9:8
7:4
sf


33
Ob.
Cl.
Hn.
C Tpt.
Tbn.
Tba.
Vla.
Vc.
mf
f
sf
3
3:2
6:4
5:4


36
Ob.
Cl.
Hn.
C Tpt.
Tbn.
Tba.
Vla.
Vc.
f
fff
ff
sf
3:2
9:8


C
Tempo: As fast as possible for the tuba
41
♩= 120 ca
Ob.
Cl.
Hn.
C Tpt.
Tbn.
staccatissimo e molto meccanico
ff
Tba.
staccatissimo e molto meccanico
ff
Vla.
Vc.


46
Ob.
Cl.
Hn.
C Tpt.
staccatissimo e molto meccanico
ff
Tbn.
Tba.
Vla.
Vc.


50
Ob.
Cl.
BASS CLARINET
staccatissimo e molto meccanico
ff
pp
ff
(glissando of harmonics)
fff
Hn.
very fast harmonic glissando (arpeggio)
ff
fff
C Tpt.
mf
Tbn.
mf
Tba.
mf
Vla.
Vc.


54
Ob.
Cl.
Hn.
C Tpt.
Tbn.
Tba.
Vla.
Vc.
ff
fp
fff
mf
fp
mf
fp
mf
fp
mf
fp
ff
fp
ff
fp


D
56
Ob.
Cl.
Hn.
C Tpt.
Tbn.
Tba.
Vla.
Vc.
f
mf
ff


61
Ob.
Cl.
Hn.
C Tpt.
Tbn.
Tba.
Vla.
Vc.


66
Ob.
Cl.
Hn.
C Tpt.
Tbn.
Tba.
Vla.
Vc.


71
Ob.
Cl.
Hn.
C Tpt.
Tbn.
Tba.
Vla.
Vc.


E
76
sempre meccanico
Ob.
(glissando of harmonics)
mf
Cl.
ff
Hn.
very fast harmonic glissando (arpeggio)
ff
fff
molto legato
mp
C Tpt.
sempre staccato
Tbn.
Tba.
Vla.
Vc.


81
Ob.
Cl.
Hn.
C Tpt.
Tbn.
Tba.
Vla.
Vc.

85

F

breathing ad libitum

Ob.

Cl.

Hn.

C Tpt.

Tbn.

Tba.

Vla.

Vc.

All the musicians start to check their instruments (p.ex. their keys, their bows, cleaning them etc.) showing they are not interesetd at all for the oboe

All the musicians start to check their instruments (p.ex. their keys, their bows, cleaning them etc.) showing they are not interesetd at all for the oboe

All the musicians start to check their instruments (p.ex. their keys, their bows, cleaning them etc.) showing they are not interesetd at all for the oboe

All the musicians start to check their instruments (p.ex. their keys, their bows, cleaning them etc.) showing they are not interesetd at all for the oboe

All the musicians start to check their instruments (p.ex. their keys, their bows, cleaning them etc.) showing they are not interesetd at all for the oboe

All the musicians start to check their instruments (p.ex. their keys, their bows, cleaning them etc.) showing they are not interesetd at all for the oboe

All the musicians start to check their instruments (p.ex. their keys, their bows, cleaning them etc.) showing they are not interesetd at all for the oboe

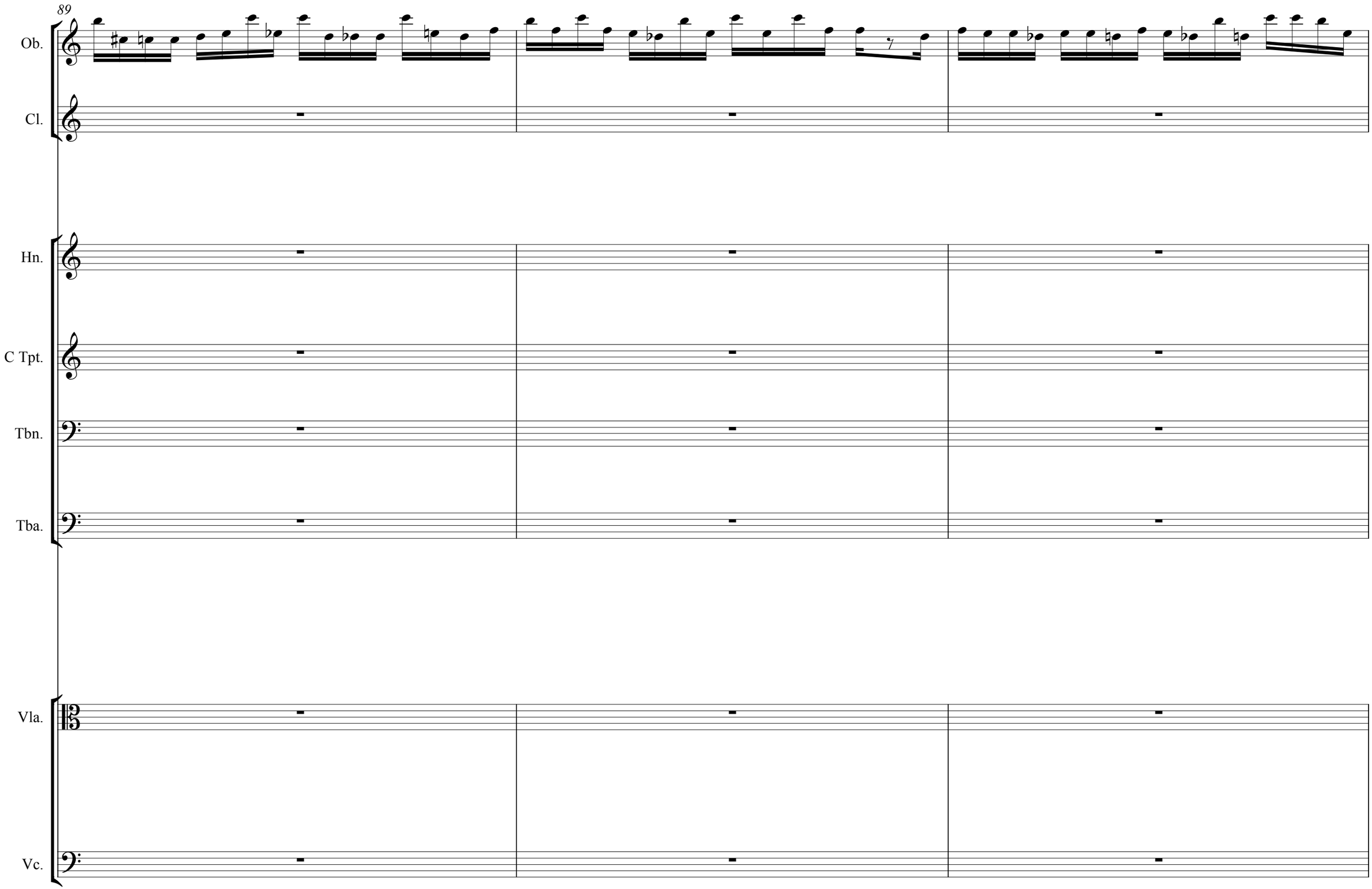
89
Ob.
Cl.
Hn.
C Tpt.
Tbn.
Tba.
Vla.
Vc.


92
Ob.
Cl.
Hn.
C Tpt.
Tbn.
Tba.
Vla.
Vc.


rall.
Rallentando molto, the melody is falling apart
96
Ob.
Cl.
Hn.
C Tpt.
Tbn.
Tba.
Vla.
Vc.

take your time!!
check all around you
to see if anybody
is looking at you

100

♩ = 60

freely

"kissing" the reed

blow into the keys of the instrument like
if you are cleaning it

"kissing" the reed

G

♩ = 60

Ob.

Cl.

CLARINET

Hn.

C Tpt.

Tbn.

Tba.

Vla.

Vc.

ff

senza sordina


H
110
Ob.
Cl.
Hn.
C Tpt.
Tbn.
Tba.
Vla.
Vc.
mp
mf
sempre ff
6

118

accel.

Ob.

Cl.

mp

Hn.

mp

C Tpt.

Tbn.

Tba.

Vla.

mf

Vc.

mf


121
Ob.
Cl.
Hn.
C Tpt.
Tbn.
Tba.
Vla.
Vc.
ff
mf


I
124
♩ = 120
Ob.
Cl.
Hn.
C Tpt.
Tbn.
Tba.
Vla.
Vc.
fff
f
mf


128
Ob.
Cl.
Hn.
C Tpt.
Tbn.
Tba.
Vla.
Vc.
ff
f


134
Ob.
Cl.
Hn.
C Tpt.
Tbn.
Tba.
Vla.
Vc.
ff
f


140
Ob.
Cl.
Hn.
C Tpt.
Tbn.
Tba.
Vla.
Vc.
f
ff


J
146
Ob.
Cl.
Hn.
C Tpt.
Tbn.
Tba.
Vla.
Vc.
ff
f


152
Ob.
Cl.
Hn.
C Tpt.
Tbn.
Tba.
Vla.
Vc.
f
ff

157

very short fermata

K

Almost clownesque playing!!

Ob.

Cl.

Hn.

C Tpt.

Tbn.

Tba.

Vla.

Vc.

f *ff*


161
Ob.
Cl.
Hn.
C Tpt.
Tbn.
Tba.
Vla.
Vc.
f
KEEP ON REPEATING AD LIBITUM WITH ACCELERANDO POCO A POCO UNTIL THE SIGN OF THE CONDUCTOR AT THE END OF THE PIECE
KEEP ON REPEATING AD LIBITUM WITH ACCELERANDO POCO A POCO UNTIL THE SIGN OF THE CONDUCTOR AT THE END OF THE PIECE


166
total duration of the repetition 10"-30"
L
Entrance of the trombone and tuba the rest of the ensemble keeps on repeating their pattern with poco a poco accelerando
Ob.
Cl.
Hn.
C Tpt.
Tbn.
Tba.
Vla.
Vc.
Fanfare or pomposo like. Moching of the melody
Imagine of the tuba solo in the symphony fantastic
fff
fff
rall.
rall.